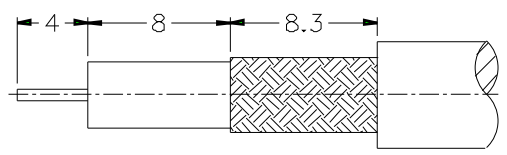
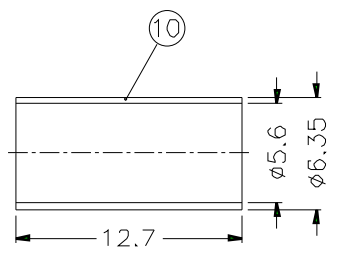
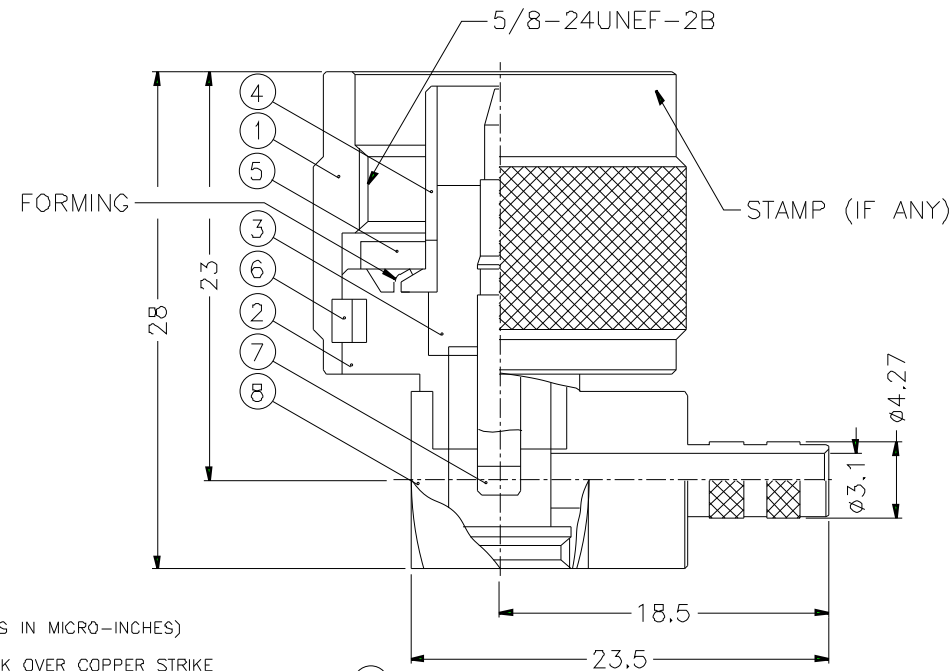


1 2 3 4 5 6 7 8

REVISIONS		
ISS	ZONE	DESCRIPTION\PER REQUEST\DATE



RECOMMENDED  
CABLE STRIPPING DIM'S



1. CRIMPED FERRULE  
HEX CRIMP SIZE .213"  
2. CONTACT PIN TO SOLDER

- NOTES: FINISH (PLATING THICKNESS IN MICRO-INCHES)
- BRASS PER QQ-B-626
  - NICKEL PL. 100 MIN. THICK OVER COPPER STRIKE
  - GOLD PL. 3 MIN. THICK OVER NICKEL PL. 100 MIN. THICK OVER COPPER STRIKE
  - TEFLON MIL-P-19468
  - JIS H3250, C 2700

10	FERRULE	NOTE 5	NOTE 2	1	FR-635/56X127
9	NUT	NOTE 1	NOTE 2	1	15687061606-5
8	BARREL	NOTE 1	NOTE 2	1	N1112A2-8-427 /31
7	CONTACT PIN	NOTE 1	NOTE 3	1	N1112A2-7
6	RETAINER RING	SUS 304	NATURAL	1	N5000-7-C
5	GASKET	SILICONE	RED	1	GS-156/8X15
4	CONTACT BODY	NOTE 1	NOTE 2	1	N5000-5
3	INSULATOR	NOTE 4	NATURAL	1	N1112A2-3
2	BODY	NOTE 1	NOTE 2	1	N1112B1-2
1	SHELL	NOTE 1	NOTE 2	1	N5000-1-B
NO.	DESCRIPTION	MATERIAL	FINISH	Q'TY	DRAWING NO.

DIMENSIONS ARE IN MILLIMETERS		
UNLESS OTHERWISE SPECIFIED TOLERANCES		
0.5-6	=	±0.2
6-30	=	±0.4
30-120	=	±0.6
120-315	=	±1
315-1000	=	±1.6
1000-2000	=	±2.4
SCALE	2.5/1	ISSUE
FILE NO.		

PART NO.	N1112B1-001-NT3G-1A-50
APPROVED	DATE 10-11-01'
CHECKED	DATE 10-11-01'
DRAWN	DATE 10-11-01'

**Amphenol**

TITLE N R/A CRIMP PLUG  
(FOR RG-223/U,400/U)

DRAWING NO. KJ-N1112B1-001-NT3G-223U-50

ITEM NO.  

1 2 3 4 5 6 7 8

F  
E  
D  
C  
B  
A

F  
E  
D  
C  
B  
A